




MAXCELL IS OFFERED IN MULTIPLE PRODUCT LINES & TYPES

Standard, Detectable, Plenum & Riser. MaxCell product types refer to the different conduit application sizes and number of cells/pathways per product type. Most product lines are offered in all of the product type variations.



STANDARD MAXCELL

A versatile solution for the complex problems faced by today's engineers, contractors and network providers. Manufactured from internally designed and produced materials, this model yields superior performance over existing rigid innerduct.


Standard MaxCell is the primary product line used in common outside plant applications, including long lines, under-bridge; road, river and rail borings; under streets and all the way to building entrance points. In dense multiple cables and multiple MaxCell pack installations where the conduit path is not clear to surface markers, Standard MaxCell is often partnered with Detectable MaxCell so that path or service interruption points can be easily located.

Standard MaxCell is available for conduit sizes ranging from 1" to 4", and in 1-, 2- and 3-cell configurations – giving you the flexibility to choose the right product for your system and applications.

FEATURES & ADVANTAGES:

- Melt point of 419°F — almost 2X of HDPE
- Resistant to ground chemicals and petroleum products
- Pre-lubed for lower friction during MaxCell and cable installation
- Pull tape included



419 °FAHRENHEIT
MELTING
POINT 
ALMOST **2X** MORE COMPARED TO HDPE

4 INCH-3-CELL



4" 3-Cell packs with 6 1" OD cables in 4" conduit



4" 3-Cell packs overriding existing cable plant

4" 3-CELL

For use in 4" or larger conduits, the 4" 3-Cell product is designed to hold larger backbone cables up to 1.5" in diameter in each cell. Up to two packs can be placed in a 4" conduit.

- Standard color is green
- Color-coded pull tapes are preinstalled
- Factory lubricated

4" 3-CELL APPLICATION GUIDE | General Guidelines When Using MaxCell in Various Applications

MaxCell 4" 3-Cell (Equivalent to three 1.5" I.D. innerducts) This product was designed for use in 4" or larger ducts. Multiple combinations of large and medium cable sizes are applicable. Since larger cable applications are anticipated, the number of cables and packs that can be placed is reduced; therefore, a smaller number of cables is available.

MIN CONDUIT ID	SUGGESTED PRODUCT	MAX # OF PACKS	MAX # OF CABLES	MAXIMUM CABLE DIAMETER PER CELL	REC. PULL LENGTH*	MAX PULL LENGTH*
4"	MaxCell 4" 3-Cell	2	6	1.5"	1,250'	2,000'
5"	MaxCell 4" 3-Cell	3	9	1.5"	1,250'	2,000'
6"	MaxCell 4" 3-Cell	4	12	1.5"	1,250'	2,000'

*Use of OFNR cable may result in reduced pulling lengths. Designers should make every effort to conform to industry standards with regard to distances between any two pull points (generally 600 to 1,000 feet), number of bends (maximum of two 90 degree bends or a total of 180 degrees) between any two pull points, and proofing of conduit pathway using appropriately sized mandrels (normally 1/4 to 1/2 inch less than the inside diameter of the conduit).

4" 3-CELL PART NUMBERS

PRODUCT (STD. COLOR)	FOOTAGE (FEET)	STANDARD PRODUCT (MXC)	DETECTABLE PRODUCT (MXD)	PLENUM PRODUCT (MXP)	RISER PRODUCT (MXR)
4" 3-Cell Product Standard color is Green (GR)	250	MXC4003XX250	MXD4003XX250	MXP4003XX250	MXR4003XX250
	500-999	MXC4003XX500	MXD4003XX500	MXP4003XX500	MXR4003XX500
	1,000-2,649	MXC4003XX1000	MXD4003XX1000	MXP4003XX1000	MXR4003XX1000
	2,650-5,299	MXC4003XX2650	MXD4003XX2650	MXP4003XX2650	MXR4003XX2650
	5,300-9,999	MXC4003XX5300	MXD4003XX5300	MXP4003XX5300	MXR4003XX5300
	10,000	MXC4003XX10000	MXD4003XX10000	MXP4003XX10000	MXR4003XX10000

4" 3-CELL REEL SIZES AND WEIGHTS

DESCRIPTION	STD. PRODUCT LENGTH	REEL SIZE	TYPE OF REEL	TARE WEIGHT OF REEL	REEL WT. W/ STD. PRODUCT LENGTH	MAX PRODUCT ON REEL
4" 3-Cell Standard/Riser/Plenum MXC4003 Product Wt: 107.5 lbs/1,000ft	500'	33"H x 15"W	Composite	60 lbs	114 lbs	1,133'
	1,000'	33"H x 15"W	Composite	60 lbs	168 lbs	1,133'
	2,650'	48"H x 22"W	Steel	78 lbs	340 lbs	4,267'
	5,300'	72"H x 22"W	Steel	88 lbs	658 lbs	8,099'
	10,000'	72"H x 30"W	Steel	106 lbs	1,181 lbs	10,000'

Add 8.5 lbs per 1,000ft for Detectable product weight estimates.

3 INCH-3-CELL

3" 3-CELL

For use in 3" or larger conduits, the 3" 3-Cell product is designed to hold cables up to 1.05" in diameter in each cell. Up to 3 packs can be placed in a 4" conduit.

- Standard colors are black, blue or red
- Color-coded pull tapes are preinstalled
- Factory lubricated



3" 3-Cell pack overriding existing cable plant in 4" conduit



3" 3-Cell packs, 9 cables in 4" conduit

3" 3-CELL APPLICATION GUIDE | General Guidelines When Using MaxCell in Various Applications

MaxCell 3" 3-Cell (Equivalent to three 1.25" I.D. innerducts) This product was designed for use in 3" or larger ducts. Multiple combinations of large, medium and smaller cable sizes are applicable and anticipated.

MIN CONDUIT ID	SUGGESTED PRODUCT	MAX # OF PACKS	MAX # OF CABLES	MAXIMUM CABLE DIAMETER PER CELL	REC. PULL LENGTH*	MAX PULL LENGTH*
3"	MaxCell 3" 3-Cell	2	6	1.05"	1,250'	2,000'
4"	MaxCell 3" 3-Cell	3	9	1.05"	1,250'	2,000'
5"	MaxCell 3" 3-Cell	4	12	1.05"	1,250'	2,000'
6"	MaxCell 3" 3-Cell	5	15	1.05"	1,250'	2,000'

*Use of OFNR cable may result in reduced pulling lengths. Designers should make every effort to conform to industry standards with regard to distances between any two pull points (generally 600 to 1,000 feet), number of bends (maximum of two 90 degree bends or a total of 180 degrees) between any two pull points, and proofing of conduit pathway using appropriately sized mandrels (normally 1/4 to 1/2 inch less than the inside diameter of the conduit).

3" 3-CELL PART NUMBERS

PRODUCT (STD. COLOR)	FOOTAGE (FEET)	STANDARD PRODUCT (MXC)	DETECTABLE PRODUCT (MXD)	PLENUM PRODUCT (MXP)	RISER PRODUCT (MXR)
3" 3-Cell Product Standard colors are either Black (BK) or Blue (BL) or Red (RD)	250	MXC3456XX250	MXD3456XX250	MXP3456XX250	MXR3456XX250
	500-999	MXC3456XX500	MXD3456XX500	MXP3456XX500	MXR3456XX500
	1,000-2,649	MXC3456XX1000	MXD3456XX1000	MXP3456XX1000	MXR3456XX1000
	2,650-5,299	MXC3456XX2650	MXD3456XX2650	MXP3456XX2650	MXR3456XX2650
	5,300-9,999	MXC3456XX5300	MXD3456XX5300	MXP3456XX5300	MXR3456XX5300
	10,000	MXC3456XX10000	MXD3456XX10000	MXP3456XX10000	MXR3456XX10000

3" 3-CELL REEL SIZES AND WEIGHTS

DESCRIPTION	STD. PRODUCT LENGTH	REEL SIZE	TYPE OF REEL	TARE WEIGHT OF REEL	REEL WT. W/ STD. PRODUCT LENGTH	MAX PRODUCT ON REEL
3" 3-Cell Standard/Riser/Plenum MXC3456 Product Wt: 88.5 lbs/1,000ft	500'	33"H x 15"W	Composite	60 lbs	104 lbs	1,407'
	1,000'	33"H x 15"W	Composite	60 lbs	149 lbs	1,407'
	2,650'	33"H x 22"W	Composite	85 lbs	320 lbs	2,667'
	5,300'	48"H x 22"W	Steel	78 lbs	525 lbs	5,300'
	10,000'	72"H x 30"W	Steel	106 lbs	991 lbs	10,000'

Add 8.5 lbs per 1,000ft for Detectable product weight estimates.

3" 4-CELL STANDARD MXC3004 | Product Wt: 96 lbs/1,000ft

Call for information

2 INCH-3-CELL



2" 3-Cell packs, 6 cables in 3" conduit



2" 3-Cell pack in 2" conduit

2" 3-CELL

For use in 2" conduits, the 2" 3-Cell product is designed to hold three cables up to 0.85" in diameter in each cell.

- Standard color is yellow
- Color-coded pull tapes are preinstalled
- Factory lubricated

2" 3-CELL APPLICATION GUIDE | General Guidelines When Using MaxCell in Various Applications

MaxCell 2" 3-Cell (Equivalent to three 1.0" I.D. innerducts) This product was designed for use in 2" ducts where three cables are being placed.

MIN CONDUIT ID	SUGGESTED PRODUCT	MAX # OF PACKS	MAX # OF CABLES	MAXIMUM CABLE DIAMETER PER CELL	REC. PULL LENGTH*	MAX PULL LENGTH*
2"	MaxCell 2" 3-Cell	1	3	.85"	800'	1,500'

*Use of OFNR cable may result in reduced pulling lengths. Designers should make every effort to conform to industry standards with regard to distances between any two pull points (generally 600 to 1,000 feet), number of bends (maximum of two 90 degree bends or a total of 180 degrees) between any two pull points, and proofing of conduit pathway using appropriately sized mandrels (normally ¼ to ½ inch less than the inside diameter of the conduit).

2" 3-CELL PART NUMBERS

PRODUCT (STD. COLOR)	FOOTAGE (FEET)	STANDARD PRODUCT (MXC)	DETECTABLE PRODUCT (MXD)	PLENUM PRODUCT (MXP)	RISER PRODUCT (MXR)
2" 3-Cell Product Standard color is Yellow (YL)	250	MXC2003XX250	MXD2003XX250	MXP2003XX250	MXR2003XX250
	500-999	MXC2003XX500	MXD2003XX500	MXP2003XX500	MXR2003XX500
	1,000-2,649	MXC2003XX1000	MXD2003XX1000	MXP2003XX1000	MXR2003XX1000
	2,650-5,299	MXC2003XX2650	MXD2003XX2650	MXP2003XX2650	MXR2003XX2650
	5,300-9,999	MXC2003XX5300	MXD2003XX5300	MXP2003XX5300	MXR2003XX5300
	10,000	MXC2003XX10000	MXD2003XX10000	MXP2003XX10000	MXR2003XX10000

2" 3-CELL REEL SIZES AND WEIGHTS

DESCRIPTION	STD. PRODUCT LENGTH	REEL SIZE	TYPE OF REEL	TARE WEIGHT OF REEL	REEL WT. W/ STD. PRODUCT LENGTH	MAX PRODUCT ON REEL
2" 3-Cell Standard/Riser/Plenum MXC2003 Prod. Wt: 76 lbs/1,000ft	500'	33"H x 15"W	Composite	60 lbs	98 lbs	1,592'
	1,000'	33"H x 15"W	Composite	60 lbs	136 lbs	1,592'
	2,650'	33"H x 22"W	Composite	85 lbs	287 lbs	3,018'
	5,300'	48"H x 22"W	Steel	78 lbs	458 lbs	5,997'
	10,000'	72"H x 22"W	Steel	88 lbs	848 lbs	10,000'

Add 8.5 lbs per 1000ft for Detectable product weight estimates

2 INCH - 2-CELL


2" 2-CELL

For use in 2" conduits, the 2" 2-Cell product is designed to hold two cables up to 0.85" in diameter in each cell. It's ideal for overlay when one cable exists in a 2" conduit.

- Standard color is black
- Color-coded pull tapes are pre-installed
- Factory lubricated



2" 2-Cell pack in 2" conduit



2" 2-Cell pack overriding incumbent cable in 2" conduit

2" 2-CELL APPLICATION GUIDE | General Guidelines When Using MaxCell in Various Applications

MaxCell 2" 2-Cell (Equivalent to two 1.0" I.D. innerducts) This product was designed for use in 2" ducts where two cables are being placed.

MIN CONDUIT ID	SUGGESTED PRODUCT	MAX # OF PACKS	MAX # OF CABLES	MAXIMUM CABLE DIAMETER PER CELL	REC. PULL LENGTH*	MAX PULL LENGTH*
2"	MaxCell 2" 3-Cell	1	2	.85"	800'	1,500'

*Use of OFNR cable may result in reduced pulling lengths. Designers should make every effort to conform to industry standards with regard to distances between any two pull points (generally 600 to 1,000 feet), number of bends (maximum of two 90 degree bends or a total of 180 degrees) between any two pull points, and proofing of conduit pathway using appropriately sized mandrels (normally 1/4 to 1/2 inch less than the inside diameter of the conduit).

2" 2-CELL PART NUMBERS

PRODUCT (STD. COLOR)	FOOTAGE (FEET)	STANDARD PRODUCT (MXC)	DETECTABLE PRODUCT (MXD)	PLENUM PRODUCT (MXP)	RISER PRODUCT (MXR)
2" 2-Cell Product Standard color is Black (BK)	250	MXC2002XX250	MXD2002XX250	MXP2002XX250	MXR2002XX250
	500-999	MXC2002XX500	MXD2002XX500	MXP2002XX500	MXR2002XX500
	1,000-2,649	MXC2002XX1000	MXD2002XX1000	MXP2002XX1000	MXR2002XX1000
	2,650-5,299	MXC2002XX2650	MXD2002XX2650	MXP2002XX2650	MXR2002XX2650
	5,300-9,999	MXC2002XX5300	MXD2002XX5300	MXP2002XX5300	MXR2002XX5300
	10,000	MXC2002XX10000	MXD2002XX10000	MXP2002XX10000	MXR2002XX10000

2" 2-CELL REEL SIZES AND WEIGHTS

DESCRIPTION	STD. PRODUCT LENGTH	REEL SIZE	TYPE OF REEL	TARE WEIGHT OF REEL	REEL WT. W/ STD. PRODUCT LENGTH	MAX PRODUCT ON REEL
2" 2-Cell Standard/Riser/Plenum MXC2002 Prod. Wt: 51.5 lbs/1,000ft	500'	33"H x 15"W	Composite	60 lbs	86 lbs	2,336'
	1,000'	33"H x 15"W	Composite	60 lbs	112 lbs	2,336'
	2,650'	33"H x 22"W	Composite	85 lbs	222 lbs	4,429'
	5,300'	48"H x 22"W	Steel	78 lbs	328 lbs	8,802'
	10,000'	72"H x 22"W	Steel	88 lbs	603 lbs	10,000'

Add 8.5 lbs per 1,000ft for Detectable product weight estimates.

2 INCH - 1-CELL

2" 1-CELL

For use in 1.5" and 2" conduits, the 2" 1-Cell product is designed to hold cables up to 0.85" in diameter in each cell.

- Standard color is white
- Color-coded pull tapes are preinstalled
- Factory lubricated



2" 1-Cell MaxCell overriding incumbent cable in 2" conduit

2" 1-CELL APPLICATION GUIDE | General Guidelines When Using MaxCell in Various Applications

MaxCell 2" 1-Cell (Equivalent to one 1.0" I.D. innerducts) This product was designed for use in 1.5" and 2" ducts. It is designed to deploy an additional cable in a confined small conduit or innerduct.

MIN CONDUIT ID	SUGGESTED PRODUCT	MAX # OF PACKS	MAX # OF CABLES	MAXIMUM CABLE DIAMETER PER CELL	REC. PULL LENGTH*	MAX PULL LENGTH*
1.5" +	MaxCell 2" 1-Cell	1	1	.85"	800'	1,500'

*Use of OFNR cable may result in reduced pulling lengths. Designers should make every effort to conform to industry standards with regard to distances between any two pull points (generally 600 to 1,000 feet), number of bends (maximum of two 90 degree bends or a total of 180 degrees) between any two pull points, and proofing of conduit pathway using appropriately sized mandrels (normally 1/4 to 1/2 inch less than the inside diameter of the conduit).

2" 1-CELL PART NUMBERS

PRODUCT (STD. COLOR)	FOOTAGE (FEET)	STANDARD PRODUCT (MXC)	DETECTABLE PRODUCT (MXD)	PLENUM PRODUCT (MXP)	RISER PRODUCT (MXR)
2" 1-Cell Product Standard color is White (WH)	250	MXC2001XX250	MXD2001XX250	MXP2001XX250	MXR2001XX250
	500-999	MXC2001XX500	MXD2001XX500	MXP2001XX500	MXR2001XX500
	1,000-2,649	MXC2001XX1000	MXD2001XX1000	MXP2001XX1000	MXR2001XX1000
	2,650-5,299	MXC2001XX2650	MXD2001XX2650	MXP2001XX2650	MXR2001XX2650
	5,300-9,999	MXC2001XX5300	MXD2001XX5300	MXP2001XX5300	MXR2001XX5300
	10,000	MXC2001XX10000	MXD2001XX10000	MXP2001XX10000	MXR2001XX10000

2" 1-CELL REEL SIZES AND WEIGHTS

DESCRIPTION	STD. PRODUCT LENGTH	REEL SIZE	TYPE OF REEL	TARE WEIGHT OF REEL	REEL WT. W/ STD. PRODUCT LENGTH	MAX PRODUCT ON REEL
2" 1-Cell Standard/Riser/Plenum MXC2001 Prod. Wt: 28 lbs/1,000ft	500'	33"H x 15"W	Composite	60 lbs	74 lbs	4,390'
	1,000'	33"H x 15"W	Composite	60 lbs	88 lbs	4,390'
	2,650'	33"H x 15"W	Composite	60 lbs	135 lbs	4,390'
	5,300'	33"H x 22"W	Composite	85 lbs	234 lbs	8,322'
	10,000'	48"H x 22"W	Steel	78 lbs	335 lbs	10,000'

Add 8.5 lbs per 1,000ft for Detectable product weight estimates.